Creating Credentials for Amazon Product Advertising API

Amazon Product Advertising API · https://getaawp.com/docs/article/amazon-product-advertising-api-credentials/

Product images and data (e.g. pricing) will be fetched via the official Product Advertising API. In order to use the API, you need to create some credentials.

Please be aware that you can use your credentials on multiple sites.

Create Credentials

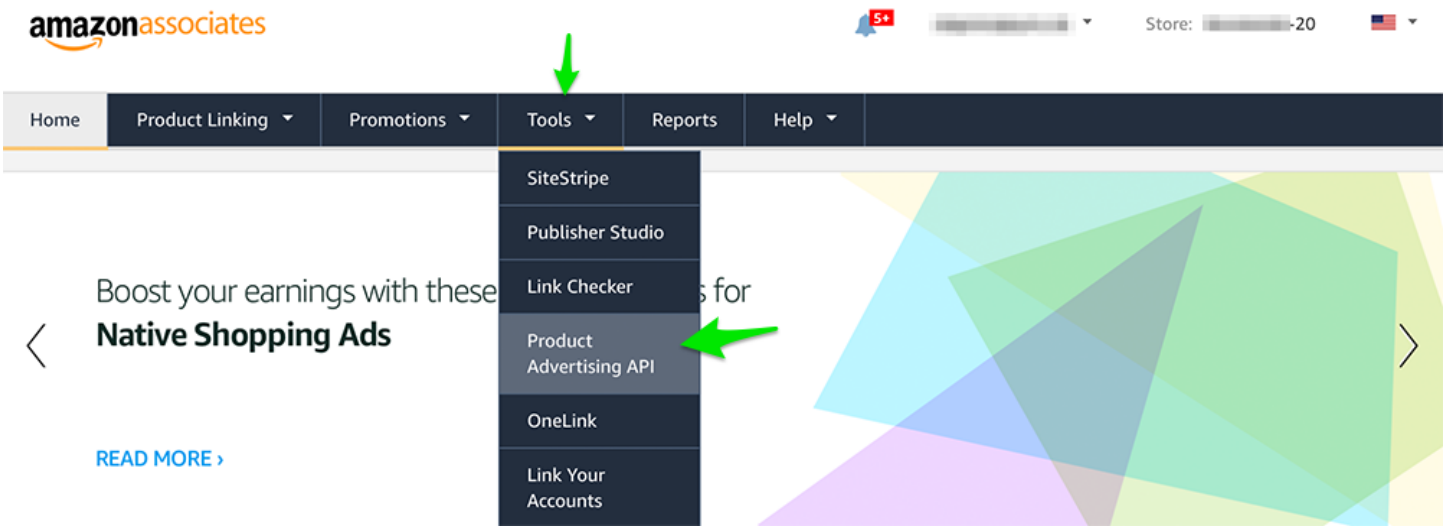

Your credentials can be created directly in your Amazon Associates account.

In case you're using another local Associates program, your url might be different.

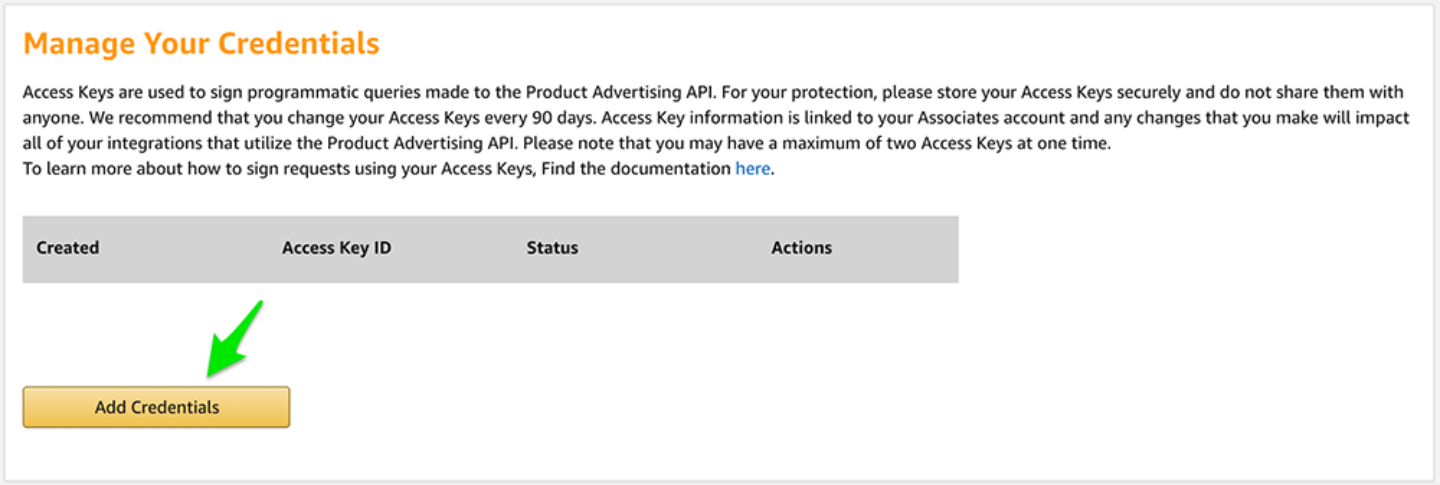

In case you don't have credentials yet, please click on the button "Add Credentials".

If you can not create credentials here, your Associates account does not yet meet all requirements. Recently, new affiliates must have generated at least 3 sales before gaining access to the API.

Download Credentials

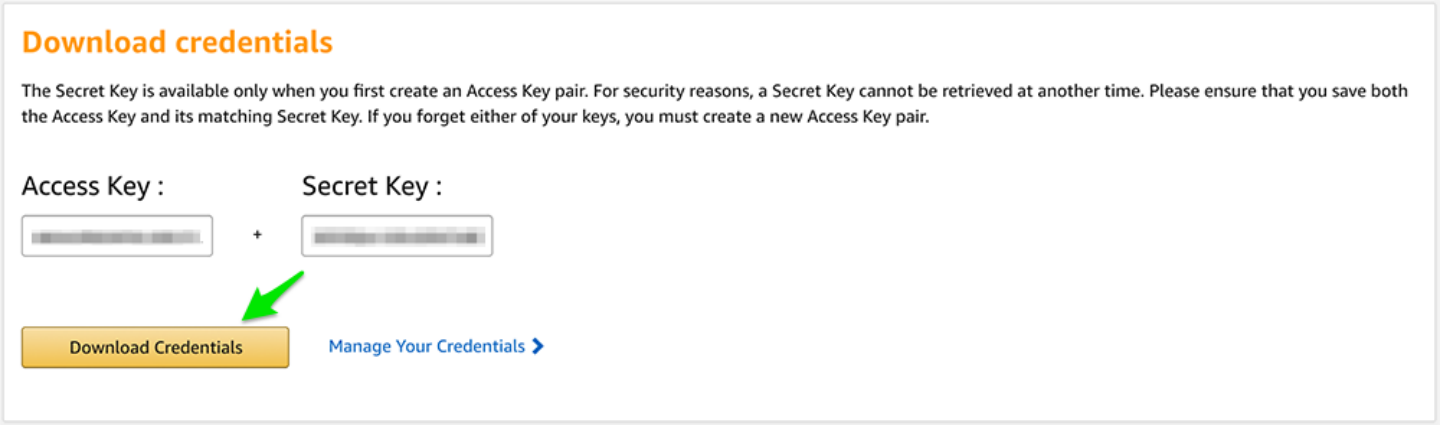

After your credentials were generated, you can view and download them.

Please be aware that you can not view your credentials later again. That's why you should download and save them to a secure place on your computer.

Manage Credentials

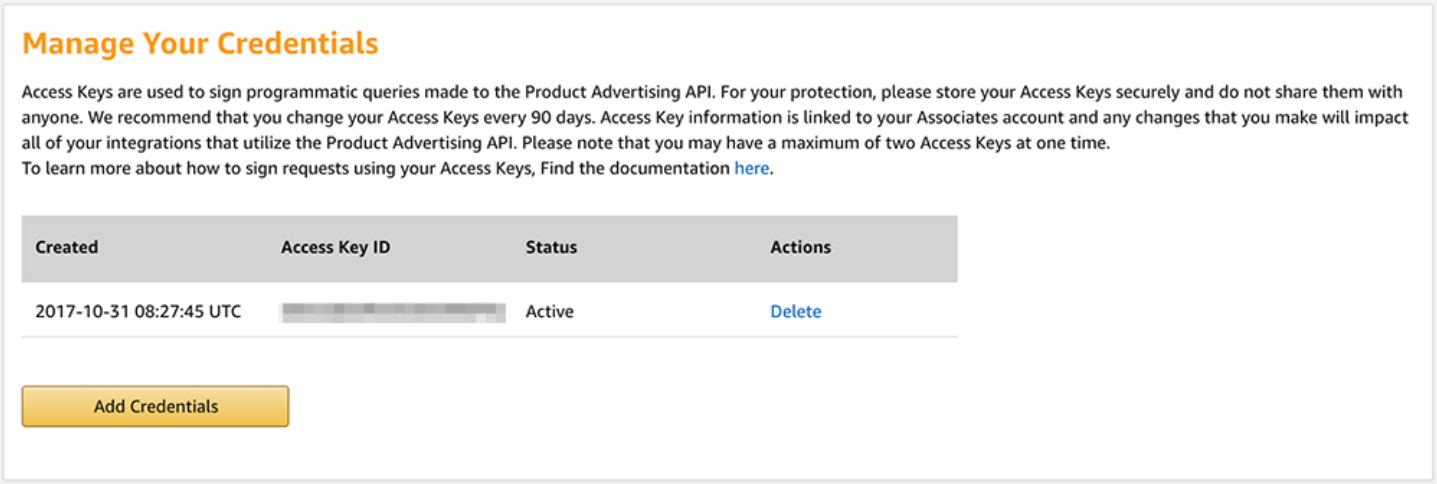

All previously credentials will be shown in your Amazon Associates account.

Existing credentials may be deleted, but your secrets cannot be seen again.

In case you don't know your credentials anymore, please create new one (note that there's a maximum limit of 2 active pairs of credentials).

Manage Credentials

In case you're using another local Associates program, your url might be different.

Walkthrough Video

In this video we explain step by step how to create your Credentials for Amazon Product Advertising API and how to use them in our AAWP plugin:

Embedded media:

https://www.youtube.com/embed/3hczt__kfXI?feature=oembed&enablejsapi=1&origin=https://getaawp.com